

**STREET LEVEL RETAIL SPACE
3261 NW MOUNT VINTAGE WAY**

SILVERDALE, WA 98383

BUILDING FOR LEASE

\$17/SF & NNN



JCM
SILVERDALE, WA
9351 Bayshore DR NW

CALL FOR AN APPOINTMENT



+360-620-5300



jcmpm.com



jeff@jcmpm.com

STREET LEVEL RETAIL SPACE 3261 NW MOUNT VINTAGE WAY


SILVERDALE, WA 98383

FOR LEASE




- ✓ 1700 SF Street Level Entrance
- ✓ High Ceilings
- ✓ Garage door to Outside Patio
- ✓ 2 ADA Restrooms
- ✓ Elevator to Upper Levels

TOTAL: 270 sq. ft
FLOOR 1: 270 sq. ft
EXCLUDED AREAS: ROOM: 1415 sq. ft, HALL: 33 sq. ft, KITCHEN: 257 sq. ft
MEASUREMENTS ARE CALCULATED BY CURBICASA TECHNOLOGY. DEEMED HIGHLY RELIABLE BUT NOT GUARANTEED.



**JCM**
SILVERDALE, WA
9351 Bayshore DR NW

CALL FOR AN APPOINTMENT

 +360-620-5300

 jcmpm.com

 jeff@jcmpm.com

3261 NW MOUNT VINTAGE WAY

SILVERDALE, WA 98383

FOR LEASE



Relocate your business to Silverdale, WA! Lots of retail & shopping nearby, restaurants and fast food for lunch breaks, YMCA up the road, Target and Starbucks across the street, Kitsap Mall with Dick's Sporting Goods, Kohl's, Barnes & Noble; Costco, Trader Joe's, Winco & Safeway nearby for grocery.

**JCM**
SILVERDALE, WA
9351 Bayshore DR NW

CALL FOR AN APPOINTMENT

 +360-620-5300

 jcmpm.com

 jeff@jcmpm.com

3261 NW MOUNT VINTAGE WAY

SILVERDALE, WA 98383

FOR LEASE




EASY ACCESS:

- ✔ State HWY 3 Entrances: N to Bainbridge Island (Ferry to Downtown Seattle)/Kingston (Ferry to Edmonds) & S to Bremerton (Ferry)
- ✔ Across from Kitsap Mall
- ✔ Nearby to The Trails Retail Complex
- ✔ Nearby to Naval Base Kitsap/Bangor

**JCM**
SILVERDALE, WA
9351 Bayshore DR NW

CALL FOR AN APPOINTMENT

 +360-620-5300

 jcmpm.com

 jeff@jcmpm.com